

MINUTES OF COUNTY FINANCES  
TREASURER'S REPORT

IN THE MATTER OF COUNTY FINANCES  
IN THE HANDS OF JERRY YARBROUGH  
TREASURER OF LAMB COUNTY, TEXAS


COMMISSIONER'S COURT  
LAMB COUNTY, TEXAS  
IN REGUAR SESSION,  
3RD QUARTER OF 2019


3RD QUARTER, BUDGET YEAR 2018-2019


IN ACCORDANCE with Section 114.026, Local Government Code, we, the undersigned, constituting the entire Commissioners Court of said County, certify that on the 26th day of August, 2019, at the Regular term of Court, we compared and examined the quarterly report of JERRY YARBROUGH, Treasurer of Lamb County, Texas for the 3<sup>4TH</sup> quarter, 2017-2018, and finding the same correct, entered an order in the Minutes approving said Report, which states total cash and other assets on hand as \$ 4,459,679.52.

  
James M. DeLoach, County Judge

  
Cory DeBerry, Commissioner Pct. 1

  
Kent Lewis, Commissioner, Pct. 2

  
Danny Short, Commissioner Pct. 3


  
Lee Logan, Commissioner, Pct. 4

SWORN TO AND SUBSCRIBED BEFORE ME, by James M. DeLoach, County Judge, and County Commissioners of said Lamb County, each respectively, on this the 26th day of August, A. D., 2019.

  
Attest: Tonya Ritchie, County Clerk

FILED FOR RECORD THIS 26th DAY OF August, A.D. 2019, and recorded on the 26th day of August, A.D. 2019.



  
Tonya Ritchie, County Clerk and  
Ex-Officio Clerk of the Commissioners  
Court in and for Lamb County, Texas

By:

Deputy

QUARTERLY REPORT FOR PERIOD ENDING JUNE 30, 2019

SUBMITTED TO: COMMISSIONERS' COURT, LAMB COUNTY

PREPARED AND SUBMITTED BY: JERRY YARBROUGH  
INVESTMENT OFFICER  
COUNTY TREASURER

  
Signature

This report is made in accordance with provisions of Government Code 2256, the Public Funds Investment Act, which requires quarterly reporting of investment transactions for the county funds to the commissioners' court. The investments held in Lamb County's portfolio comply with the Public Funds Investment Act and with the County's investment policy and strategies.

The cash availability in each account is monitored daily. The goal in each account is to maintain adequate monies to cover usual and customary monthly expenditures in each fund.

LAMB COUNTY

2ND QUARTER

ENDING

JUNE 30, 2019

**QUARTERLY INVESTMENT REPORT**

# 2ND QUARTER 2019

THE CASH IN OUR OPERATING ACCOUNTS (AIM BANK) IS MONITORED DAILY. ALL FUNDS ARE FIRST BASED ON THE NINETY DAY TREASURY BILL RATE ADJUSTED MONTHLY ON THE FIRST TUESDAY OF EACH MONTH.

## AIM BANK

	<u>Amount on Deposit (All Accts.)</u>	<u>Interest Earned</u>	<u>Rate</u>
April	\$4,769,951.60	\$11,551.41	0.75%
May	\$4,658,192.13	\$10,481.80	0.75%
June	\$3,611,262.17	\$7,924.80	0.75%

## Investors Cash Trust

	<u>Amount on Deposit</u>	<u>Interest Earned</u>	<u>Rate</u>
April	\$0.00	\$0.00	0.00%
May	\$0.00	\$0.00	0.00%
June	\$0.00	\$0.00	0.00%

## TEXPOOL

	<u>Amount on Deposit</u>	<u>Interest Earned</u>	<u>Rate</u>
April	\$0.00	\$0.00	0.00%
May	\$0.00	\$0.00	0.00%
June	\$0.00	\$0.00	0.00%

**Total interest earned for this quarter: \$29,958.01**

**Total interest earned for Fiscal Year to date: \$99,061.25**  
**October 2018 through September 2019**

FUND-ACCT. NO.	ACCOUNT NAME	CASH	INVESTMENTS	FUND TOTAL
<b>010-GENERAL FUND</b>				
=====				
010-1001	CLAIM ON CASH-GENERAL FUND	2,405,797.23		
010-1103	POOLED INVESTMENTS		0.00	
010-1105	TEXPOOL - GENERAL		0.00	
TOTAL 010-GENERAL FUND		<u>2,405,797.23</u>	<u>0.00</u>	<u>2,405,797.23</u>
<b>021-ROAD &amp; BRIDGE 1</b>				
=====				
021-1001	CLAIM ON CASH-R&B 1	196,710.50		
021-1103	POOLED INVESTMENTS		0.00	
021-1105	TEXPOOL - PRECINCT 1		0.00	
TOTAL 021-ROAD & BRIDGE 1		<u>196,710.50</u>	<u>0.00</u>	<u>196,710.50</u>
<b>022-ROAD &amp; BRIDGE 2</b>				
=====				
022-1001	CLAIM ON CASH-R&B 2	64,642.15		
022-1103	POOLED INVESTMENTS		0.00	
022-1105	INVESTMENT CD		0.00	
TOTAL 022-ROAD & BRIDGE 2		<u>64,642.15</u>	<u>0.00</u>	<u>64,642.15</u>
<b>023-ROAD &amp; BRIDGE 3</b>				
=====				
023-1001	CLAIM ON CASH-R&B 3	60,138.64		
023-1103	POOLED INVESTMENTS		0.00	
023-1105	INVESTMENT CD		0.00	
TOTAL 023-ROAD & BRIDGE 3		<u>60,138.64</u>	<u>0.00</u>	<u>60,138.64</u>
<b>024-ROAD &amp; BRIDGE 4</b>				
=====				
024-1001	CLAIM ON CASH-R&B 4	326,281.26		
024-1103	POOLED INVESTMENTS		0.00	
024-1105	INVESTMENT CD		0.00	
TOTAL 024-ROAD & BRIDGE 4		<u>326,281.26</u>	<u>0.00</u>	<u>326,281.26</u>
<b>055-LAMB HEALTHCARE CENTER</b>				
=====				
055-1000	HOSPITAL CASH	399,905.74		
055-1001	LAMB CO HOSPITAL CASH	0.00		
055-1103	SECURITY STATE CD		0.00	
055-1105	TEXPOOL - HOSPITAL		0.00	
TOTAL 055-LAMB HEALTHCARE CENTER		<u>399,905.74</u>	<u>0.00</u>	<u>399,905.74</u>

FUND-ACCT. NO.	ACCOUNT NAME	CASH	INVESTMENTS	FUND TOTAL
<u>056-BAIL BOND BOARD ACCOUNT</u>				
056-1001	CLAIM ON CASH-BAIL BOND (APPLI	6,602.46		
	TOTAL 056-BAIL BOND BOARD ACCOUNT	6,602.46	0.00	6,602.46
<u>057-JURY FUND</u>				
057-1001	CLAIM ON CASH-JURY FUND	35,404.07		
057-1103	POOLED INVESTMENTS		0.00	
057-1105	INVESTMENT		0.00	
	TOTAL 057-JURY FUND	35,404.07	0.00	35,404.07
<u>059-GRANTS FUND</u>				
059-1001	CLAIM ON CASH-GRANT FUND	0.00		
	TOTAL 059-GRANTS FUND	0.00	0.00	0.00
<u>062-TEXAS CAPITAL FUND GRANT</u>				
062-1000	TEXAS CAPITAL FUND GRANT CASH	60,168.02		
	TOTAL 062-TEXAS CAPITAL FUND GRANT	60,168.02	0.00	60,168.02
<u>063-EDA GRANT</u>				
063-1001	CLAIM ON CASH-EDA GRANT	( 393,985.52)		
	TOTAL 063-EDA GRANT	( 393,985.52)	0.00	( 393,985.52)
<u>083-CHILD ABUSE PREV/FAM PROT</u>				
083-1001	CLAIM ON CASH-CHILD ABUSE/FAM	5,475.00		
	TOTAL 083-CHILD ABUSE PREV/FAM PROT	5,475.00	0.00	5,475.00
<u>084-COURT HOUSE SECURITY</u>				
084-1001	CLAIM ON CASH-COURT HOUSE SECU	22,680.40		
084-1103	POOLED INVESTMENTS		0.00	
	TOTAL 084-COURT HOUSE SECURITY	22,680.40	0.00	22,680.40
<u>085-COMM COURT RECORDS PRES</u>				
085-1001	CLAIM ON CASH-CC RECORDS PRES	6,833.50		
085-1103	POOLED INVESTMENTS		0.00	
	TOTAL 085-COMM COURT RECORDS PRES	6,833.50	0.00	6,833.50

FUND-ACCT. NO.	ACCOUNT NAME	CASH	INVESTMENTS	FUND TOTAL
<u>086-COUNTY CLERK RECORDS PRES</u>				
086-1001	CLAIM ON CASH-CO CLERK RECORDS	25,759.46		
086-1103	POOLED INVESTMENTS		0.00	
	TOTAL 086-COUNTY CLERK RECORDS PRES	25,759.46	0.00	25,759.46
<u>087-DIST CLERK RECORDS PRES</u>				
087-1001	CLAIM ON CASH-DIST CLERK RECOR	4,267.24		
087-1103	POOLED INVESTMENTS		0.00	
	TOTAL 087-DIST CLERK RECORDS PRES	4,267.24	0.00	4,267.24
<u>088-COUNTY &amp; DISTRICT TECH FU</u>				
088-1001	CLAIM ON CASH-CO & DIST TECH	3,278.03		
	TOTAL 088-COUNTY & DISTRICT TECH FU	3,278.03	0.00	3,278.03
<u>089-DIST COURTS TECH/ARCHIVE</u>				
089-1001	CLAIM ON CASH-DIST COURT ARCHI	9,886.36		
	TOTAL 089-DIST COURTS TECH/ARCHIVE	9,886.36	0.00	9,886.36
<u>131-JP TECHNOLOGY FUND</u>				
131-1001	CLAIM ON CASH-JP TECHNOLOGY	12,698.89		
131-1103	POOLED INVESTMENTS		0.00	
	TOTAL 131-JP TECHNOLOGY FUND	12,698.89	0.00	12,698.89
<u>133-JP SECURITY FUND</u>				
133-1001	CLAIM ON CASH-JP SECURITY	16,215.26		
133-1103	POOLED INVESTMENTS		0.00	
	TOTAL 133-JP SECURITY FUND	16,215.26	0.00	16,215.26
<u>140-JUVENILE PROBATION FUND</u>				
140-1001	CLAIM ON CASH-JUV PROBATION	( 26,507.70)		
140-1003	JPO RESTITUTION ACCT	0.00		
	TOTAL 140-JUVENILE PROBATION FUND	( 26,507.70)	0.00	( 26,507.70)
<u>141-JPO-GRANT FUND</u>				
141-1001	CLAIM ON CASH-STAND GRANT	( 40,102.35)		
	TOTAL 141-JPO-GRANT FUND	( 40,102.35)	0.00	( 40,102.35)

FUND-ACCT. NO.	ACCOUNT NAME	CASH	INVESTMENTS	FUND TOTAL
<u>142-TITLE IV-E FUND</u>				
142-1000	IV-E CASH ACCOUNT	14,212.69		
142-1001	CLAIM ON CASH- IV-E	0.00		
	TOTAL 142-TITLE IV-E FUND	14,212.69	0.00	14,212.69
<u>144-JPO-STATE AID</u>				
144-1001	CLAIM ON CASH-JPO STATE AID	11,569.71		
	TOTAL 144-JPO-STATE AID	11,569.71	0.00	11,569.71
<u>150-CO CLERK ELECTION ADMIN</u>				
150-1001	CLAIM ON CASH-ELECTION ADMIN	4,017.33		
	TOTAL 150-CO CLERK ELECTION ADMIN	4,017.33	0.00	4,017.33
<u>151-CO CLERK RECORDS ARCHIVE</u>				
151-1001	CLAIM ON CASH-CO CLERK ARCHIVE	138,387.83		
	TOTAL 151-CO CLERK RECORDS ARCHIVE	138,387.83	0.00	138,387.83
<u>165-TAX A/C- VOTER REG FUND</u>				
165-1000	CASH-TAX A/C VOTER REG ACCT	0.00		
	TOTAL 165-TAX A/C- VOTER REG FUND	0.00	0.00	0.00
<u>171-VCLG GRANT</u>				
171-1001	CLAIM ON CASH-VCLG GRANT	( 138.34)		
	TOTAL 171-VCLG GRANT	( 138.34)	0.00	( 138.34)
<u>173-PRE-TRIAL DIVERSION</u>				
173-1001	CLAIM ON CASH-PRE-TRIAL DIVERS	71,951.50		
173-1103	POOLED INVESTMENTS		0.00	
	TOTAL 173-PRE-TRIAL DIVERSION	71,951.50	0.00	71,951.50
<u>174-DWI VIDEO FUND</u>				
174-1001	CLAIM ON CASH-DWI VIDEO	4,826.43		
	TOTAL 174-DWI VIDEO FUND	4,826.43	0.00	4,826.43
<u>175-CO ATTY DRUG FORFEITURE</u>				
175-1000	CO ATTY DRUG FORFEITURE ACCT	67,062.13		
175-1001	CLAIM ON CASH-CA FORFEITURE	( 4,367.47)		
	TOTAL 175-CO ATTY DRUG FORFEITURE	62,694.66	0.00	62,694.66



FUND-ACCT. NO.	ACCOUNT NAME	CASH	INVESTMENTS	FUND TOTAL
<u>176-CO ATTY HOT CK FEE FUND</u>				
176-1000	CO ATTY HOT CHECK FEE FUND	3,396.85		
176-1001	CLAIM ON CASH-HOT CK FEE FUND	( 3,105.71)		
	TOTAL 176-CO ATTY HOT CK FEE FUND	291.14	0.00	291.14
<u>180-SHERIFF COMMISSARY FUND</u>				
180-1000	SHERIFF COMMISSARY ACCT	26,241.28		
	TOTAL 180-SHERIFF COMMISSARY FUND	26,241.28	0.00	26,241.28
<u>181-SHERIFF FORFEITURE-STATE</u>				
181-1000	SHERIFF FORFEITURE-STATE CASH	80,307.16		
	TOTAL 181-SHERIFF FORFEITURE-STATE	80,307.16	0.00	80,307.16
<u>182-SHERIFF FORFEITURE-FEDERA</u>				
182-1000	SHERIFF FOREFITURE-FED CASH	0.00		
	TOTAL 182-SHERIFF FORFEITURE-FEDERA	0.00	0.00	0.00
<u>190-COUNTY LIBRARY-LITTLEFIEL</u>				
190-1000	LFD-LAMB CO LIBRARY ADV BOARD	0.00		
190-1001	CLAIM ON CASH-LFD LIBRARY	6,652.00		
	TOTAL 190-COUNTY LIBRARY-LITTLEFIEL	6,652.00	0.00	6,652.00
<u>191-OLTON LIBRARY</u>				
191-1000	OLTON LIBRARY LOCAL DONATIONS	0.00		
191-1001	CLAIM ON CASH-OLT LIBRARY	4,089.39		
	TOTAL 191-OLTON LIBRARY	4,089.39	0.00	4,089.39
<u>195-HISTORICAL COMMISSION</u>				
195-1001	CLAIM ON CASH-HISTORICAL COMMI	0.00		
	TOTAL 195-HISTORICAL COMMISSION	0.00	0.00	0.00
<u>301-CAPITAL PROJECTS</u>				
301-1001	CLAIM ON CASH-CAP PROJECTS	0.00		
301-1103	POOLED INVESTMENTS		0.00	
	TOTAL 301-CAPITAL PROJECTS	0.00	0.00	0.00

FUND-ACCT. NO.	ACCOUNT NAME	CASH	INVESTMENTS	FUND TOTAL
<b>502-DISTRICT CLERK</b>				
=====				
502-1002	DIST CLERK ACCOUNT	359,969.66		
502-1004	DIST CLERK-CIVIL FEES	12,496.93		
502-1005	DIST CLERK-CRIMINAL FEES	25,899.23		
502-1006	DISTRICT CLERK TRUST ACCOUNTS	27,954.06		
502-1007	LAMB CO DISTRICT CLERK-CC	( 3,208.41)		
	<b>TOTAL 502-DISTRICT CLERK</b>	<b>423,111.47</b>	<b>0.00</b>	<b>423,111.47</b>
<b>504-COUNTY CLERK</b>				
=====				
504-1002	CO CLERK CASH BOND-CRIMINAL	19,320.50		
504-1004	CO CLERK-GENERAL FUND CASH	1,600.42		
504-1005	CO CLERK-CRIM PARTIAL FMT	6,590.82		
504-1006	CO CLERK-TRUST ACCOUNTS	0.00		
	<b>TOTAL 504-COUNTY CLERK</b>	<b>27,511.74</b>	<b>0.00</b>	<b>27,511.74</b>
<b>505-TAX ACCESSOR/COLLECTOR</b>				
=====				
505-1004	TAX A/C- AUTO ACCT AIM BANK	154,258.96		
505-1005	TAX A/C- AUTO ACCT FIRST UNITE	360.84		
505-1006	TAX A/C-AUTO ACCT HAPPY STATE	99.11		
505-1007	TAX A/C- TAX ACCOUNT	5,246.27		
505-1008	TAX A/C- ESCROW ACCOUNT	2,022.86		
	<b>TOTAL 505-TAX ACCESSOR/COLLECTOR</b>	<b>161,988.04</b>	<b>0.00</b>	<b>161,988.04</b>
<b>506-COUNTY TREASURER</b>				
=====				
506-1002	LAMB CO CAFETERIA PLAN ACCT	8,076.45		
506-1006	SPADE ACCOUNT-GRANT	0.00		
506-1007	CASH-LAMB CO BAIL BONDS ACCT	14,493.39		
506-1008	TREAS CASH BOND ACCOUNT	19,251.35		
	<b>TOTAL 506-COUNTY TREASURER</b>	<b>41,821.19</b>	<b>0.00</b>	<b>41,821.19</b>
<b>507-COUNTY ATTORNEY</b>				
=====				
507-1006	CO ATTY SEIZURE ACCOUNT	19,253.52		
507-1007	CO ATTY TRUST HOT CHECK FUND	281.52		
	<b>TOTAL 507-COUNTY ATTORNEY</b>	<b>19,535.04</b>	<b>0.00</b>	<b>19,535.04</b>
<b>509-ADULT PROBATION</b>				
=====				
509-1002	154th J.D. -PTAF CASH ACCOUNT	1,116.00		
509-1005	LAMB COUNTY CSCD-CC	400.00		
	<b>TOTAL 509-ADULT PROBATION</b>	<b>1,516.00</b>	<b>0.00</b>	<b>1,516.00</b>

FUND-ACCT. NO.	ACCOUNT NAME	CASH	INVESTMENTS	FUND TOTAL
<u>511-JUSTICE OF THE PEACE</u>				
511-1011	JP 1 CASH ACCOUNT	750.48		
511-1012	JP 2 CASH ACCOUNT	0.00		
511-1013	JP 3 CASH ACCOUNT	1,092.32		
511-1014	JP 4 CASH ACCOUNT	0.00		
TOTAL 511-JUSTICE OF THE PEACE		1,842.80	0.00	1,842.80
<u>515-SHERIFF</u>				
515-1003	SHERIFF BOND FEES-0244716	0.00		
515-1006	SHERIFF SEIZURE-STATE CASH	1.00		
515-1007	SHERIFF PETTY CASH ACCT	0.00		
515-1008	SHERIFF LEOSE CASH ACCOUNT	12,464.51		
515-1009	SHERIFF PRISONER TRUST CASH	10,108.26		
515-1010	SHERIFF UNCLAIMED PRISONER ACC	0.00		
515-1011	SHERIFF TRUST ACCOUNT	1,341.91		
515-1013	SHERIFF TOYS FOR KIDS CASH ACC	7,603.32		
TOTAL 515-SHERIFF		31,519.00	0.00	31,519.00
<u>600-CSCD-BASIC SUPERVISION</u>				
600-1000	CSCD CASH-AIM BANK	0.00		
600-1001	CLAIM ON CASH-CSCD BASIC SUPER	101,936.54		
TOTAL 600-CSCD-BASIC SUPERVISION		101,936.54	0.00	101,936.54
<u>601-CSCD-CCP COMMUNITY CORRE</u>				
601-1001	CLAIM ON CASH-CSCD CCP COMMUNI	6,716.78		
TOTAL 601-CSCD-CCP COMMUNITY CORRE		6,716.78	0.00	6,716.78
<u>603-CSCD-DP</u>				
603-1001	CLAIM ON CASH-DP	14,780.74		
TOTAL 603-CSCD-DP		14,780.74	0.00	14,780.74
<u>801-DEBT SERVICE</u>				
801-1001	CLAIM ON CASH-DEBT SERVICE	148.76		
801-1103	POOLED INVESTMENTS		0.00	
801-1105	DEBT SERVICE INVESTMENT		0.00	
TOTAL 801-DEBT SERVICE		148.76	0.00	148.76
TOTAL CASH & INVESTMENTS		4,459,679.52	0.00	4,459,679.52

\*\*\* END OF REPORT \*\*\*

# GENERAL LEDGER

## CASH ANALYSIS

### ACCOUNT RECAP TOTALS

QUARTERLY REPORT ENDING JUNE 30, 2019

GENERAL FUNDS & ALL DEPARTMENTS	\$ 4,377,211.45
JPO, TITLE IV-E, LAMB COUNTY 4-H ACTION VCLG & CSCD	\$ 82,468.07
<b>TOTAL</b>	<b>\$ 4,459,679.52</b>

		BEGINNING BALANCE	TOTAL DEBITS	TOTAL CREDITS	ENDING BALANCE	AVERAGE DAILY BALANCE
<b>GENERAL FUND</b>						
010-1001	CLAIM ON CASH-GE	3,626,276.86	549,448.35	1,769,927.98CR	2,405,797.23	3,126,901.69
010-1105	TEXPOOL - GENERA	0.00	0.00	0.00	0.00	0.00
	<b>FUND 010 TOTAL</b>	<b>3,626,276.86</b>	<b>549,448.35</b>	<b>1,769,927.98CR</b>	<b>2,405,797.23</b>	<b>3,126,901.69</b>
<b>ROAD &amp; BRIDGE 1</b>						
021-1001	CLAIM ON CASH-R&	297,624.39	66,310.51	167,224.40CR	196,710.50	264,509.33
021-1105	TEXPOOL - PRECIN	0.00	0.00	0.00	0.00	0.00
	<b>FUND 021 TOTAL</b>	<b>297,624.39</b>	<b>66,310.51</b>	<b>167,224.40CR</b>	<b>196,710.50</b>	<b>264,509.33</b>
<b>ROAD &amp; BRIDGE 2</b>						
022-1001	CLAIM ON CASH-R&	105,499.63	64,538.90	105,396.38CR	64,642.15	93,174.60
	<b>FUND 022 TOTAL</b>	<b>105,499.63</b>	<b>64,538.90</b>	<b>105,396.38CR</b>	<b>64,642.15</b>	<b>93,174.60</b>
<b>ROAD &amp; BRIDGE 3</b>						
023-1001	CLAIM ON CASH-R&	101,178.07	64,730.34	105,769.77CR	60,138.64	89,694.92
	<b>FUND 023 TOTAL</b>	<b>101,178.07</b>	<b>64,730.34</b>	<b>105,769.77CR</b>	<b>60,138.64</b>	<b>89,694.92</b>
<b>ROAD &amp; BRIDGE 4</b>						
024-1001	CLAIM ON CASH-R&	558,558.79	66,878.61	299,156.14CR	326,281.26	517,019.00
	<b>FUND 024 TOTAL</b>	<b>558,558.79</b>	<b>66,878.61</b>	<b>299,156.14CR</b>	<b>326,281.26</b>	<b>517,019.00</b>
<b>LAMB HEALTHCARE CENTER</b>						
055-1000	HOSPITAL CASH	183,721.08	2,917,727.53	2,701,542.87CR	399,905.74	233,863.86
055-1105	TEXPOOL - HOSPIT	0.00	0.00	0.00	0.00	0.00
	<b>FUND 055 TOTAL</b>	<b>183,721.08</b>	<b>2,917,727.53</b>	<b>2,701,542.87CR</b>	<b>399,905.74</b>	<b>233,863.86</b>
<b>HAIL BOND BOARD ACCOUNT</b>						
056-1001	CLAIM ON CASH-BA	6,564.03	38.43	0.00	6,602.46	6,577.68
	<b>FUND 056 TOTAL</b>	<b>6,564.03</b>	<b>38.43</b>	<b>0.00</b>	<b>6,602.46</b>	<b>6,577.68</b>
<b>JURY FUND</b>						
057-1001	CLAIM ON CASH-JU	35,657.09	6,986.98	7,240.00CR	35,404.07	34,406.34
	<b>FUND 057 TOTAL</b>	<b>35,657.09</b>	<b>6,986.98</b>	<b>7,240.00CR</b>	<b>35,404.07</b>	<b>34,406.34</b>

DATES: 4/01/2019- 6/30/2019

		BEGINNING BALANCE	TOTAL DEBITS	TOTAL CREDITS	ENDING BALANCE	AVERAGE DAILY BALANCE
<b>GRANTS FUND</b>						
059-1001	CLAIM ON CASH-GR	0.00	0.00	0.00	0.00	0.00
	<b>FUND 059 TOTAL</b>	<b>0.00</b>	<b>0.00</b>	<b>0.00</b>	<b>0.00</b>	<b>0.00</b>
<b>LIBRARY GRANTS</b>						
060-1001	CLAIM ON CASH-LI	0.00	0.00	0.00	0.00	0.00
	<b>FUND 060 TOTAL</b>	<b>0.00</b>	<b>0.00</b>	<b>0.00</b>	<b>0.00</b>	<b>0.00</b>
<b>EMERGENCY FOOD &amp; SHELTER</b>						
061-1000	PUBLIC ASST FOOD	0.00	0.00	0.00	0.00	0.00
	<b>FUND 061 TOTAL</b>	<b>0.00</b>	<b>0.00</b>	<b>0.00</b>	<b>0.00</b>	<b>0.00</b>
<b>TEXAS CAPITAL FUND GRANT</b>						
062-1000	TEXAS CAPITAL FU	8,668.02	110,500.00	59,000.00CR	60,168.02	28,332.86
	<b>FUND 062 TOTAL</b>	<b>8,668.02</b>	<b>110,500.00</b>	<b>59,000.00CR</b>	<b>60,168.02</b>	<b>28,332.86</b>
<b>EDA GRANT</b>						
063-1001	CLAIM ON CASH-ED	393,985.52CR	0.00	0.00	393,985.52CR	393,985.52CR
	<b>FUND 063 TOTAL</b>	<b>393,985.52CR</b>	<b>0.00</b>	<b>0.00</b>	<b>393,985.52CR</b>	<b>393,985.52CR</b>
<b>CHILD ABUSE PREV/FAM PROT</b>						
083-1001	CLAIM ON CASH-CH	5,265.00	210.00	0.00	5,475.00	5,420.11
	<b>FUND 083 TOTAL</b>	<b>5,265.00</b>	<b>210.00</b>	<b>0.00</b>	<b>5,475.00</b>	<b>5,420.11</b>
<b>COURT HOUSE SECURITY</b>						
084-1001	CLAIM ON CASH-CO	37,247.34	1,640.01	16,206.95CR	22,680.40	32,952.78
	<b>FUND 084 TOTAL</b>	<b>37,247.34</b>	<b>1,640.01</b>	<b>16,206.95CR</b>	<b>22,680.40</b>	<b>32,952.78</b>
<b>COMM COURT RECORDS PRES</b>						
085-1001	CLAIM ON CASH-CC	7,134.00	1,146.72	1,447.22CR	6,833.50	6,844.44
	<b>FUND 085 TOTAL</b>	<b>7,134.00</b>	<b>1,146.72</b>	<b>1,447.22CR</b>	<b>6,833.50</b>	<b>6,844.44</b>

DATES: 4/01/2019- 6/30/2019

		BEGINNING BALANCE	TOTAL DEBITS	TOTAL CREDITS	ENDING BALANCE	AVERAGE DAILY BALANCE
COUNTY CLERK RECORDS PRES						
086-1001	CLAIM ON CASH-CO	17,500.39	8,259.07	0.00	25,759.46	21,144.81
	FUND 086 TOTAL	17,500.39	8,259.07	0.00	25,759.46	21,144.81
DIST CLERK RECORDS PRES						
087-1001	CLAIM ON CASH-DI	6,980.70	219.74	2,933.20CR	4,267.24	5,058.67
	FUND 087 TOTAL	6,980.70	219.74	2,933.20CR	4,267.24	5,058.67
COUNTY & DISTRICT TECH FU						
088-1001	CLAIM ON CASH-CO	3,209.94	68.09	0.00	3,278.03	3,249.05
	FUND 088 TOTAL	3,209.94	68.09	0.00	3,278.03	3,249.05
DIST COURTS TECH/ARCHIVE						
089-1001	CLAIM ON CASH-DI	9,370.00	516.36	0.00	9,886.36	9,650.76
	FUND 089 TOTAL	9,370.00	516.36	0.00	9,886.36	9,650.76
JP TECHNOLOGY FUND						
131-1001	CLAIM ON CASH-JP	15,792.49	912.39	4,005.99CR	12,698.89	13,673.42
	FUND 131 TOTAL	15,792.49	912.39	4,005.99CR	12,698.89	13,673.42
JP SECURITY FUND						
133-1001	CLAIM ON CASH-JP	15,894.35	320.91	0.00	16,215.26	16,029.08
	FUND 133 TOTAL	15,894.35	320.91	0.00	16,215.26	16,029.08
CO CLERK ELECTION ADMIN						
150-1001	CLAIM ON CASH-EL	3,993.95	23.38	0.00	4,017.33	4,002.26
	FUND 150 TOTAL	3,993.95	23.38	0.00	4,017.33	4,002.26
CO CLERK RECORDS ARCHIVE						
151-1001	CLAIM ON CASH-CO	132,163.04	6,224.79	0.00	138,387.83	135,218.87
	FUND 151 TOTAL	132,163.04	6,224.79	0.00	138,387.83	135,218.87

DATES: 4/01/2019- 6/30/2019

		BEGINNING	TOTAL	TOTAL	ENDING	AVERAGE
		BALANCE	DEBITS	CREDITS	BALANCE	DAILY
						BALANCE
<b>TAX A/C- VOTER REG FUND</b>						
165-1000	CASH-TAX A/C VOT	0.00	0.00	0.00	0.00	0.00
	<b>FUND 165 TOTAL</b>	<b>0.00</b>	<b>0.00</b>	<b>0.00</b>	<b>0.00</b>	<b>0.00</b>
<b>PRE-TRIAL DIVERSION</b>						
173-1001	CLAIM ON CASH-PR	68,545.09	6,253.59	2,847.18CR	71,951.50	71,364.44
	<b>FUND 173 TOTAL</b>	<b>68,545.09</b>	<b>6,253.59</b>	<b>2,847.18CR</b>	<b>71,951.50</b>	<b>71,364.44</b>
<b>DWI VIDEO FUND</b>						
174-1001	CLAIM ON CASH-DW	4,738.74	120.91	33.22CR	4,826.43	4,812.50
	<b>FUND 174 TOTAL</b>	<b>4,738.74</b>	<b>120.91</b>	<b>33.22CR</b>	<b>4,826.43</b>	<b>4,812.50</b>
<b>CO ATTY DRUG FORFEITURE</b>						
175-1000	CO ATTY DRUG FOR	67,062.13	0.00	0.00	67,062.13	67,062.13
175-1001	CLAIM ON CASH-CA	4,367.47CR	0.00	0.00	4,367.47CR	4,367.47CR
	<b>FUND 175 TOTAL</b>	<b>62,694.66</b>	<b>0.00</b>	<b>0.00</b>	<b>62,694.66</b>	<b>62,694.66</b>
<b>CO ATTY HOT CK FEE FUND</b>						
176-1000	CO ATTY HOT CHEC	3,396.85	0.00	0.00	3,396.85	3,396.85
176-1001	CLAIM ON CASH-HO	3,105.71CR	0.00	0.00	3,105.71CR	3,105.71CR
	<b>FUND 176 TOTAL</b>	<b>291.14</b>	<b>0.00</b>	<b>0.00</b>	<b>291.14</b>	<b>291.14</b>
<b>SHERIFF COMMISSARY FUND</b>						
180-1000	SHERIFF COMMISSA	24,513.61	1,727.67	0.00	26,241.28	25,256.08
	<b>FUND 180 TOTAL</b>	<b>24,513.61</b>	<b>1,727.67</b>	<b>0.00</b>	<b>26,241.28</b>	<b>25,256.08</b>
<b>SHERIFF FORFEITURE-STATE</b>						
181-1000	SHERIFF FORFEITU	80,307.16	0.00	0.00	80,307.16	80,307.16
	<b>FUND 181 TOTAL</b>	<b>80,307.16</b>	<b>0.00</b>	<b>0.00</b>	<b>80,307.16</b>	<b>80,307.16</b>
<b>SHERIFF FORFEITURE-FEDERA</b>						
182-1000	SHERIFF FOREFITU	0.00	0.00	0.00	0.00	0.00
	<b>FUND 182 TOTAL</b>	<b>0.00</b>	<b>0.00</b>	<b>0.00</b>	<b>0.00</b>	<b>0.00</b>



		BEGINNING BALANCE	TOTAL DEBITS	TOTAL CREDITS	ENDING BALANCE	AVERAGE DAILY BALANCE
COUNTY LIBRARY-LITTLEFIEL						
190-1000	LFD-LAMB CO LIBR	0.00	0.00	0.00	0.00	0.00
190-1001	CLAIM ON CASH-LF	5,690.61	2,019.89	1,058.50CR	6,652.00	5,861.60
	FUND 190 TOTAL	5,690.61	2,019.89	1,058.50CR	6,652.00	5,861.60
OLTON LIBRARY						
191-1000	OLTON LIBRARY LO	0.00	0.00	0.00	0.00	0.00
191-1001	CLAIM ON CASH-OL	4,399.16	53.76	363.53CR	4,089.39	4,165.65
	FUND 191 TOTAL	4,399.16	53.76	363.53CR	4,089.39	4,165.65
HISTORICAL COMMISSION						
195-1001	CLAIM ON CASH-HI	8.47	16.94	25.41CR	0.00	8.38
	FUND 195 TOTAL	8.47	16.94	25.41CR	0.00	8.38
CAPITAL PROJECTS						
301-1001	CLAIM ON CASH-CA	0.00	0.00	0.00	0.00	0.00
	FUND 301 TOTAL	0.00	0.00	0.00	0.00	0.00
DISTRICT CLERK						
502-1002	DIST CLERK ACCOU	356,369.66	3,600.00	0.00	359,969.66	357,427.90
502-1004	DIST CLERK-CIVIL	10,400.93	2,096.00	0.00	12,496.93	11,910.02
502-1005	DIST CLERK-CRIMI	18,800.25	7,098.98	0.00	25,899.23	22,653.05
502-1006	DISTRICT CLERK T	27,954.06	0.00	0.00	27,954.06	27,954.06
502-1007	LAMB CO DISTRICT	142.00CR	0.00	3,066.41CR	3,208.41CR	2,027.10CR
	FUND 502 TOTAL	413,382.90	12,794.98	3,066.41CR	423,111.47	417,917.93
COUNTY CLERK						
504-1002	CO CLERK CASH BO	19,220.50	100.00	0.00	19,320.50	19,288.63
504-1003	CO CLERK CASH BO	0.00	0.00	0.00	0.00	0.00
504-1004	CO CLERK-GENERAL	1,600.42	0.00	0.00	1,600.42	1,600.42
504-1005	CO CLERK-CRIM PA	4,652.21	1,938.61	0.00	6,590.82	5,516.90
504-1006	CO CLERK-TRUST A	0.00	0.00	0.00	0.00	0.00
	FUND 504 TOTAL	25,473.13	2,038.61	0.00	27,511.74	26,405.95

		BEGINNING BALANCE	TOTAL DEBITS	TOTAL CREDITS	ENDING BALANCE	AVERAGE DAILY BALANCE
<b>TAX ACCESSOR/COLLECTOR</b>						
505-1004	TAX A/C- AUTO AC	140,976.54	686,523.89	673,241.47CR	154,258.96	110,413.70
505-1005	TAX A/C- AUTO AC	215.59	3,415.75	3,270.50CR	360.84	169.66
505-1006	TAX A/C-AUTO ACC	99.11	9,683.50	9,683.50CR	99.11	143.12
505-1007	TAX A/C- TAX ACC	5,242.10	170.80	166.63CR	5,246.27	5,238.56
505-1008	TAX A/C- ESCROW	2,010.26	12.60	0.00	2,022.86	2,014.75
	<b>FUND 505 TOTAL</b>	<b>148,543.60</b>	<b>699,806.54</b>	<b>686,362.10CR</b>	<b>161,988.04</b>	<b>117,979.79</b>
<b>COUNTY TREASURER</b>						
506-1002	LAMB CO CAFETERI	3,693.19	7,497.52	3,114.26CR	8,076.45	5,579.91
506-1006	SPADE ACCOUNT-GR	0.00	0.00	0.00	0.00	0.00
506-1007	CASH-LAMB CO BAI	14,403.06	90.33	0.00	14,493.39	14,435.28
506-1008	TREAS CASH BOND	20,000.00	1.35	750.00CR	19,251.35	19,382.33
	<b>FUND 506 TOTAL</b>	<b>38,096.25</b>	<b>7,589.20</b>	<b>3,864.26CR</b>	<b>41,821.19</b>	<b>39,397.52</b>
<b>COUNTY ATTORNEY</b>						
507-1006	CO ATTY SEIZURE	19,253.52	0.00	0.00	19,253.52	19,253.52
507-1007	CO ATTY TRUST HO	281.52	0.00	0.00	281.52	281.52
	<b>FUND 507 TOTAL</b>	<b>19,535.04</b>	<b>0.00</b>	<b>0.00</b>	<b>19,535.04</b>	<b>19,535.04</b>
<b>ADULT PROBATION</b>						
509-1002	154th J.D. -PTAF	3,391.00	125.00	2,400.00CR	1,116.00	1,776.71
509-1004	LAMB COUNTY PTAF	0.00	0.00	0.00	0.00	0.00
509-1005	LAMB COUNTY CSCD	100.00	5,814.00	5,514.00CR	400.00	107.79
	<b>FUND 509 TOTAL</b>	<b>3,491.00</b>	<b>5,939.00</b>	<b>7,914.00CR</b>	<b>1,516.00</b>	<b>1,884.50</b>
<b>JUSTICE OF THE PEACE</b>						
511-1011	JP 1 CASH ACCOUN	750.48	2,693.43	2,693.43CR	750.48	1,223.38
511-1012	JP 2 CASH ACCOUN	0.00	0.00	0.00	0.00	0.00
511-1013	JP 3 CASH ACCOUN	1,092.32	38,553.33	38,553.33CR	1,092.32	1,662.11
511-1014	JP 4 CASH ACCOUN	0.00	11,402.58	11,402.58CR	0.00	1,695.21
	<b>FUND 511 TOTAL</b>	<b>1,842.80</b>	<b>52,649.34</b>	<b>52,649.34CR</b>	<b>1,842.80</b>	<b>4,580.70</b>
<b>SHERIFF</b>						
515-1003	SHERIFF BOND FEE	0.00	0.00	0.00	0.00	0.00
515-1006	SHERIFF SEIZURE-	1.00	0.00	0.00	1.00	1.00

DATES: 4/01/2019- 6/30/2019

		BEGINNING BALANCE	TOTAL DEBITS	TOTAL CREDITS	ENDING BALANCE	AVERAGE DAILY BALANCE
515-1007	SHERIFF PETTY CA	0.00	0.00	0.00	0.00	0.00
515-1008	SHERIFF LEOSE CA	12,410.29	54.22	0.00	12,464.51	12,437.79
515-1009	SHERIFF PRISONER	10,421.23	14.56	327.53CR	10,108.26	10,130.43
515-1010	SHERIFF UNCLAI ME	0.00	0.00	0.00	0.00	0.00
515-1011	SHERIFF TRUST AC	1,341.83	0.08	0.00	1,341.91	1,341.86
515-1013	SHERIFF TOYS FOR	7,570.25	33.07	0.00	7,603.32	7,587.03
	<b>FUND 515 TOTAL</b>	<b>31,744.60</b>	<b>101.93</b>	<b>327.53CR</b>	<b>31,519.00</b>	<b>31,498.11</b>
<b>DEBT SERVICE</b>						
801-1001	CLAIM ON CASH-DE	59.51	89.25	0.00	148.76	126.23
	<b>FUND 801 TOTAL</b>	<b>59.51</b>	<b>89.25</b>	<b>0.00</b>	<b>148.76</b>	<b>126.23</b>
	<b>REPORT TOTALS</b>	<b>5,717,671.11</b>	<b>4,657,902.72</b>	<b>5,998,362.38CR</b>	<b>4,377,211.45</b>	<b>5,167,826.39</b>

## SELECTION CRITERIA

-----  
PRINT CURRENT

FUND: Exclude: 999  
ACCOUNT TYPE: ALL CASH  
TRANSACTION DATES: 4/01/2019 THRU 6/30/2019  
PERIOD 13: EXCLUDE

---

## PRINT OPTIONS

REPORT TYPE: SUMMARY  
RECAP ONLY: YES  
DESCRIPTIONS: NO

---

\*\*\* END OF REPORT \*\*\*

		BEGINNING	TOTAL	TOTAL	ENDING	AVERAGE
		BALANCE	DEBITS	CREDITS	BALANCE	DAILY
						BALANCE
<b>JPO-GRANT FUND</b>						
141-1000	CASH-STAND ACCOU	0.00	0.00	0.00	0.00	0.00
141-1001	CLAIM ON CASH-ST	59,486.00CR	48,258.58	28,874.93CR	40,102.35CR	55,466.91CR
<b>FUND 141 TOTAL</b>		<b>59,486.00CR</b>	<b>48,258.58</b>	<b>28,874.93CR</b>	<b>40,102.35CR</b>	<b>55,466.91CR</b>
<b>TITLE IV-E FUND</b>						
142-1000	IV-E CASH ACCOUN	33,100.92	860.52	19,748.75CR	14,212.69	21,452.77
142-1001	CLAIM ON CASH- I	0.00	0.00	0.00	0.00	0.00
<b>FUND 142 TOTAL</b>		<b>33,100.92</b>	<b>860.52</b>	<b>19,748.75CR</b>	<b>14,212.69</b>	<b>21,452.77</b>
<b>LAMB COUNTY 4-H ACTION</b>						
143-1000	LAMB COUNTY 4H A	0.00	0.00	0.00	0.00	0.00
<b>FUND 143 TOTAL</b>		<b>0.00</b>	<b>0.00</b>	<b>0.00</b>	<b>0.00</b>	<b>0.00</b>
<b>JPO-STATE AID</b>						
144-1001	CLAIM ON CASH-JP	2,084.89	37,570.00	28,085.18CR	11,569.71	4,770.44
<b>FUND 144 TOTAL</b>		<b>2,084.89</b>	<b>37,570.00</b>	<b>28,085.18CR</b>	<b>11,569.71</b>	<b>4,770.44</b>
<b>VCLG GRANT</b>						
171-1001	CLAIM ON CASH-VC	1,667.66CR	7,808.75	6,279.43CR	138.34CR	244.04CR
<b>FUND 171 TOTAL</b>		<b>1,667.66CR</b>	<b>7,808.75</b>	<b>6,279.43CR</b>	<b>138.34CR</b>	<b>244.04CR</b>
<b>CSCD-BASIC SUPERVISION</b>						
600-1000	CSCD CASH-AIM BA	0.00	0.00	0.00	0.00	0.00
600-1001	CLAIM ON CASH-CS	101,209.00	43,414.04	42,686.50CR	101,936.54	101,458.24
<b>FUND 600 TOTAL</b>		<b>101,209.00</b>	<b>43,414.04</b>	<b>42,686.50CR</b>	<b>101,936.54</b>	<b>101,458.24</b>
<b>CSCD-CCP COMMUNITY CORRE</b>						
601-1001	CLAIM ON CASH-CS	5,308.64	9,870.09	8,461.95CR	6,716.78	3,352.31
<b>FUND 601 TOTAL</b>		<b>5,308.64</b>	<b>9,870.09</b>	<b>8,461.95CR</b>	<b>6,716.78</b>	<b>3,352.31</b>
<b>CSCD-DP</b>						
603-1001	CLAIM ON CASH-DP	19,561.65	25.00	4,805.91CR	14,780.74	16,886.23
<b>FUND 603 TOTAL</b>		<b>19,561.65</b>	<b>25.00</b>	<b>4,805.91CR</b>	<b>14,780.74</b>	<b>16,886.23</b>
<b>REPORT TOTALS</b>		<b>100,111.44</b>	<b>147,806.98</b>	<b>138,942.65CR</b>	<b>108,975.77</b>	<b>92,209.04</b>

SELECTION CRITERIA

---

PRINT CURRENT

FUND: Exclude: 140  
ACCOUNT TYPE: ALL CASH  
TRANSACTION DATES: 4/01/2019 THRU 6/30/2019  
PERIOD 13: INCLUDE

---

PRINT OPTIONS

REPORT TYPE: SUMMARY  
RECAP ONLY: YES  
DESCRIPTIONS: NO

---

\*\*\* END OF REPORT \*\*\*

	BEGINNING BALANCE	TOTAL DEBITS	TOTAL CREDITS	ENDING BALANCE	AVERAGE DAILY BALANCE
JUVENILE PROBATION FUND					
140-1000 JUVENILE PROB CA	0.00	0.00	0.00	0.00	0.00
140-1001 CLAIM ON CASH-JU	37,481.68CR	101,699.64	90,725.66CR	26,507.70CR	45,375.43CR
140-1003 JPO RESTITUTION	0.00	0.00	0.00	0.00	0.00
140-1004 JPO-4-H ACTION F	0.00	0.00	0.00	0.00	0.00
<b>FUND 140 TOTAL</b>	<b>37,481.68CR</b>	<b>101,699.64</b>	<b>90,725.66CR</b>	<b>26,507.70CR</b>	<b>45,375.43CR</b>
<b>REPORT TOTALS</b>	<b>37,481.68CR</b>	<b>101,699.64</b>	<b>90,725.66CR</b>	<b>26,507.70CR</b>	<b>45,375.43CR</b>

SELECTION CRITERIA

PRINT CURRENT

FUND: Include: 140

ACCOUNT TYPE: ALL CASH

TRANSACTION DATES: 4/01/2019 THRU 6/30/2019

PERIOD 13: EXCLUDE

PRINT OPTIONS

REPORT TYPE: SUMMARY

RECAP ONLY: YES

DESCRIPTIONS: NO

\*\*\* END OF REPORT \*\*\*



# Pledge Inventory Report

Almbank  
Littlefield, TX  
FROM 4/1/2019 TO 4/30/2019

Customer ID: 33584  
Report Date: 4/25/2019  
PAS Rep: Tracy Kwiatkowski  
Account Rep: Scott Adams

Cusip	Description	Maturity Date	Intent	S&P	Market Price Df	Original Face	Book Value
Ticket	Location Code/Name	Group	Coupon	Moody	Maturity (Yr)	Par	Market Value
Pledged: LAMBC - LAMB COUNTY							
38380XAN7	GNM18084 BV	09/20/2029	HTM	NA	4/23/2019	2,000,000.00	1,895,289.25
1149566	TIB - The Independent Bankers Bank	CMO	3,50000	Nr	10.40	1,876,835.80	1,932,220.30
3128PKK7	FHLMC GOLD POOL #J17	12/01/2026	AFS		4/23/2019	3,740,000.00	764,593.48
1149480	TIB - The Independent Bankers Bank	MBS	3,00000		7.59	750,222.38	756,021.62
3138A7GY8	FNMA POOL #AH5614	02/01/2026	AFS		4/23/2019	2,610,000.00	509,704.49
1149521	TIB - The Independent Bankers Bank	MBS	3,50000		6.76	499,369.39	510,435.43
3138EQCT7	FNMA POOL #AL7281	09/01/2030	AFS		4/23/2019	3,000,000.00	1,711,196.79
1149531	TIB - The Independent Bankers Bank	MBS	3,00000		11.35	1,665,420.67	1,664,194.38
3138MBLV6	FNMA POOL #AP7539	09/01/2027	AFS		4/23/2019	2,450,000.00	732,054.05
1149536	TIB - The Independent Bankers Bank	MBS	3,00000		8.35	703,134.20	708,365.54
31410LEA6	FNMA POOL #890329	04/01/2026	AFS		4/23/2019	1,775,000.00	313,505.05
1149545	TIB - The Independent Bankers Bank	MBS	4,00000		6.93	297,769.24	308,101.84
31417YXZ5	FNMA Pool #MA0695	04/01/2031	AFS		4/23/2019	900,000.00	186,680.68
1149549	TIB - The Independent Bankers Bank	MBS	4,00000		11.93	174,167.04	180,353.46
31418APG7	FNMA POOL #MA1322	01/01/2023	HTM		4/23/2019	1,452,000.00	219,349.25
1149553	TIB - The Independent Bankers Bank	MBS	3,00000		3.68	217,883.11	220,791.85
34682ATP6	FORT BEND CNTY TEX M	09/01/2033	AFS	AA	4/23/2019	340,000.00	360,249.10
1149563	TIB - The Independent Bankers Bank	MUN	4,00000	A2	14.35	340,000.00	352,491.61
413951HZ0	HARRIS CNTY TEX MUN	09/01/2032	AFS	AA	4/23/2019	610,000.00	632,101.00
1149570	TIB - The Independent Bankers Bank	MUN	4,00000		13.35	610,000.00	648,063.99
10	Total Pledged: LAMBC - LAMB COUNTY					18,877,000.00	7,324,723.14
						7,124,801.83	7,281,040.02

This report reflects information submitted to us by the customer. It is not intended to be used as the official record of safekeeping location and/or pledged holdings. This information should be provided by the customer's safekeeper.

# Pledge Inventory Report

Airbank  
Littlefield, TX  
FROM 5/1/2019 TO 5/31/2019

Customer ID: 33564  
Report Date: 5/28/2019  
PAS Rep: Tracy Kwiatkowski  
Account Rep: Scott Adams

Cusip	Description	Maturity Date	Intent	S&P	Market Price DI	Original Face	Book Value
Ticket	Location Code/Name	Group	Coupon	Moody	Maturity (Yr)	Par	Market Value
Pledged: LAMBC - LAMB COUNTY							
38380XAN7	GNM18084 BV	09/20/2029	HTM	NA	5/23/2019	2,000,000.00	1,882,486.71
1149566	TIB - The Independent Bankers Bank	CMO	3.50000	Nr	10.32	1,864,320.94	1,926,836.26
3128PXKV7	FHLMC GOLD POOL #J17	12/01/2026	AFS		5/23/2019	3,740,000.00	744,642.71
1149480	TIB - The Independent Bankers Bank	MBS	3.00000		7.51	730,718.02	741,532.67
3138ATGY8	FNMA POOL #AHS614	02/01/2026	AFS		5/23/2019	2,610,000.00	494,923.81
1149521	TIB - The Independent Bankers Bank	MBS	3.50000		6.68	484,955.15	498,131.40
3138EOCT7	FNMA POOL #AL7281	09/01/2030	AFS		5/23/2019	3,000,000.00	1,689,540.65
1149531	TIB - The Independent Bankers Bank	MBS	3.00000		11.26	1,634,836.80	1,654,422.11
3138MBLV6	FNMA POOL #AP7539	09/01/2027	AFS		5/23/2019	2,450,000.00	715,518.93
1149536	TIB - The Independent Bankers Bank	MBS	3.00000		8.26	687,397.80	697,103.88
31410LEA6	FNMA POOL #890329	04/01/2026	AFS		5/23/2019	1,775,000.00	303,942.81
1149545	TIB - The Independent Bankers Bank	MBS	4.00000		6.84	288,763.85	299,546.30
31417YXZ5	FNMA Pool #MA0695	04/01/2031	AFS		5/23/2019	900,000.00	184,610.16
1149549	TIB - The Independent Bankers Bank	MBS	4.00000		11.84	172,329.16	179,389.49
31418APG7	FNMA POOL #MA1322	01/01/2023	HTM		5/23/2019	1,452,000.00	212,345.04
1149553	TIB - The Independent Bankers Bank	MBS	3.00000		3.59	210,967.95	215,172.53
34682ATP6	FORT BEND CNTY TEX M	09/01/2033	AFS	AA	5/23/2019	340,000.00	359,866.70
1149563	TIB - The Independent Bankers Bank	MUN	4.00000	A2	14.27	340,000.00	355,425.81
413951HZ0	HARRIS CNTY TEX MUN	09/01/2032	AFS	AA	5/23/2019	610,000.00	631,686.98
1149570	TIB - The Independent Bankers Bank	MUN	4.00000		13.27	610,000.00	653,511.32
10	Total Pledged: LAMBC - LAMB COUNTY					18,877,000.00	7,219,564.50
						7,024,289.67	7,221,071.77

This report reflects information submitted to us by the customer. It is not intended to be used as the official record of safekeeping location and/or pledged holdings. This information should be provided by the customer's safekeeper.

# Pledge Inventory Report

Airbank  
Littlefield, TX  
FROM 6/1/2019 TO 6/30/2019

Customer ID: 33584  
Report Date: 6/26/2019  
PAS Rep: Tracy Kwiatkowski  
Account Rep: Scott Adams

Cusip	Description	Maturity Date	Intent	S&P	Market Price Df	Original Face	Book Value
Ticket	Location Code/Name	Group	Coupon	Moody	Maturity (Yr)	Par	Market Value
Pledged: LAMBC - LAMB COUNTY							
38380XAN7	GNNM18084 BV	09/20/2029	HTM	NA	6/21/2019	2,000,000.00	1,869,649.51
1149566	TIB - The Independent Bankers Bank	CMO	3.50000	Nr	10.23	1,851,769.58	1,934,342.37
3128PKKVV7	FHLMC GOLD POOL #J17	12/01/2026	AFS		6/21/2019	3,740,000.00	724,757.07
1149480	TIB - The Independent Bankers Bank	MBS	3.00000		7.43	711,291.15	727,885.57
3138A7GY8	FNMA POOL #AH5614	02/01/2026	AFS		6/21/2019	2,610,000.00	481,668.70
1149521	TIB - The Independent Bankers Bank	MBS	3.50000		6.60	472,067.28	490,477.91
3138EQCT7	FNMA POOL #AL7281	09/01/2030	AFS		6/21/2019	3,000,000.00	1,666,726.84
1149531	TIB - The Independent Bankers Bank	MBS	3.00000		11.18	1,613,091.45	1,647,885.80
3138MBLV6	FNMA POOL #AP7539	09/01/2027	AFS		6/21/2019	2,450,000.00	696,468.66
1149536	TIB - The Independent Bankers Bank	MBS	3.00000		8.18	669,184.82	684,408.79
31410LEA6	FNMA POOL #890329	04/01/2026	AFS		6/21/2019	1,775,000.00	295,647.48
1149545	TIB - The Independent Bankers Bank	MBS	4.00000		6.76	281,038.31	294,972.19
31417YXZ5	FNMA Pool #MA0695	04/01/2031	AFS		6/21/2019	900,000.00	181,802.39
1149549	TIB - The Independent Bankers Bank	MBS	4.00000		11.76	169,753.20	177,181.60
31418APG7	FNMA POOL #MA1322	01/01/2023	HTM		6/21/2019	1,452,000.00	205,367.64
1149553	TIB - The Independent Bankers Bank	MBS	3.00000		3.51	204,074.06	208,047.38
34682ATP6	FORT BEND CNTY TEX M	09/01/2033	AFS	AA	6/21/2019	340,000.00	359,510.53
1149563	TIB - The Independent Bankers Bank	MUN	4.00000	A2	14.18	340,000.00	356,537.59
413951HZ0	HARRIS CNTY TEX MUN	09/01/2032	AFS	AA	6/21/2019	610,000.00	631,303.73
1149570	TIB - The Independent Bankers Bank	MUN	4.00000		13.18	610,000.00	655,390.11
10	Total Pledged: LAMBC - LAMB COUNTY					18,877,000.00	7,112,902.55
						6,922,269.85	7,177,129.31

This report reflects information submitted to us by the customer. It is not intended to be used as the official record of safekeeping location and/or pledged holdings. This information should be provided by the customer's safekeeper.